



Contents

Contents.....	1
Important note.....	2
Input and output.....	3
Input and output Installation dimension.....	4
PC interface.....	5
PC interface.....	6
PC interface.....	7
Specifications.....	8



Important Note

WARNING NOTICES

SAFEGUARDS

Electrical energy can perform many useful functions, This unit has been engineered and manufactured to assure your personal safety. Improper use can result in potential electrical shock or fire hazards. In order not to defeat the safeguards, observe the following precautions for its installation, use and servicing.

Explanation of Graphical Symbols



CAUTION
RISK OF ELECTRIC SHOCK
DO NOT OPEN



CAUTION
RISK OF ELECTRIC SHOCK :
OPEN ONLY IF QUALIFIED
AS SERVICE PERSONNEL

WARNING: TO PREVENT FIRE OR ELECTRIC SHOCK, DO NOT EXPOSE THIS EQUIPMENT TO RAIN OR MOISTURE

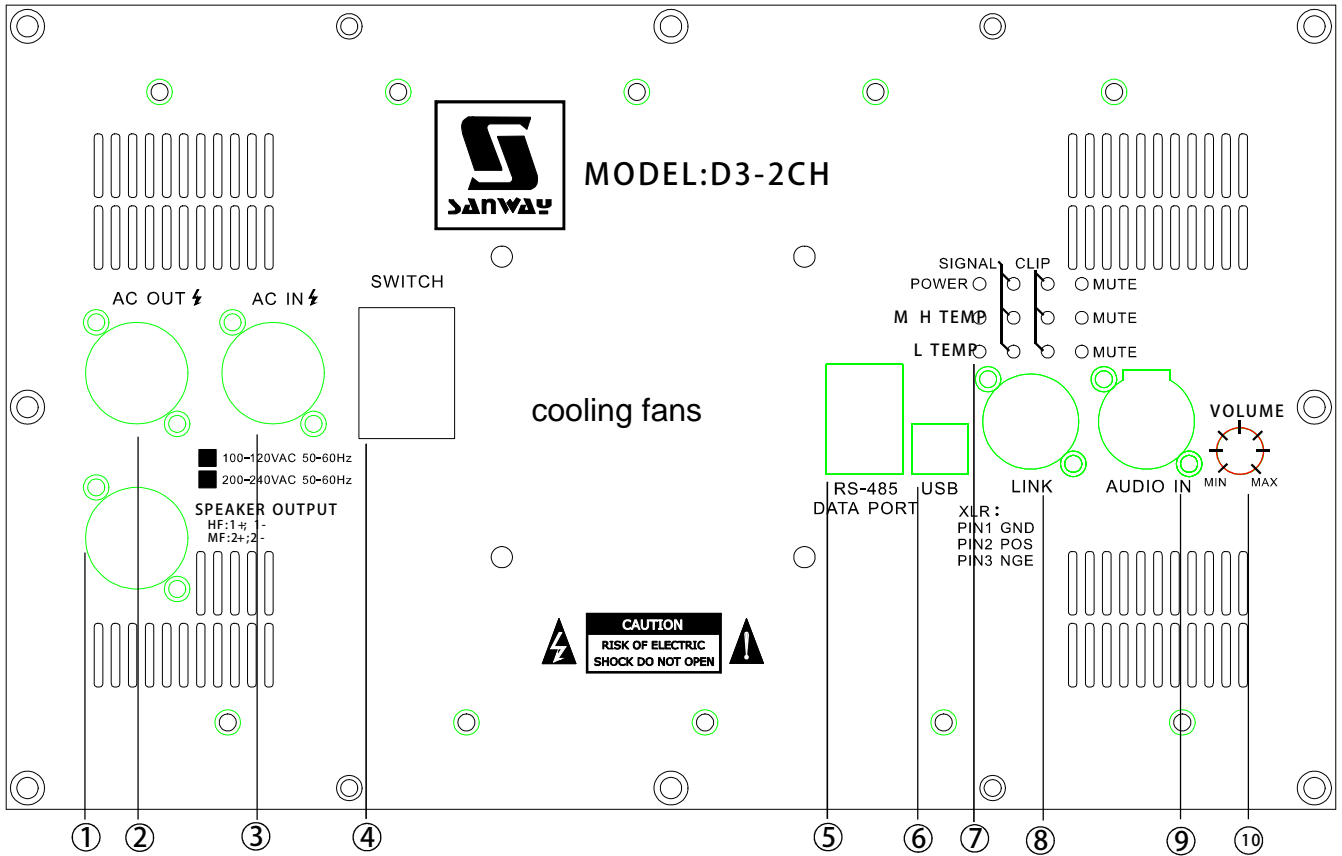
IMPORTANT NOTE

ATTENTION: This unit must be protected from damp because of the risk of fire and the possibility of electric shocks

1. Make sure that you have the correct mains voltage. Only operate the unit at the mains voltage marked on the rear panel.
2. Make sure that nothing especially no metal objects are inserted into the device. This could result in electric shock or malfunction.
3. If the unit is subjected to extreme fluctuations of temperature e.g. On being transported from outside into a heated room, condensation can form. This unit should not be used until it has reached room temperature.
4. In the event of water or any other fluid being accidentally spilt on the unit switch the unit off immediately and send it to a qualified service workshop for inspection.
5. Make sure that the unit is always well ventilated and never exposed to direct sunlight
6. Do not use sprays to clean the unit as they have a detrimental effect on the unit and could ignite suddenly.
7. The machine use single power switch, please cut off the power before fix.
8. Please do not put the cup, vessel of flower or container above the machine, in case the leak out water then cause the leakage current off the machine.




Input and output




- 1.SPEAKER OUTPUT
2. POWER SUPPLY LINK
3. POWER SUPPLY INPUT
4. POWER SWITCH
5. 485 DATA CONTROL INPUT AND OUTPUT
6. USB DATA CONTROL INPUT
7. LED INDICATORS
- 8.AUDIO LINK OUTPUT
- 9.AUDIO INPUT
- 10.VOLUME CONTROL



Output connections



- ① OUT 2+ POSITIVE
- ② OUT 2- NEGATIVE
- ③ OUT 1+ POSITIVE
- ④ OUT 1- NEGATIVE



INSTALLATION DIMENSION



PC interface

Annotations in the image:

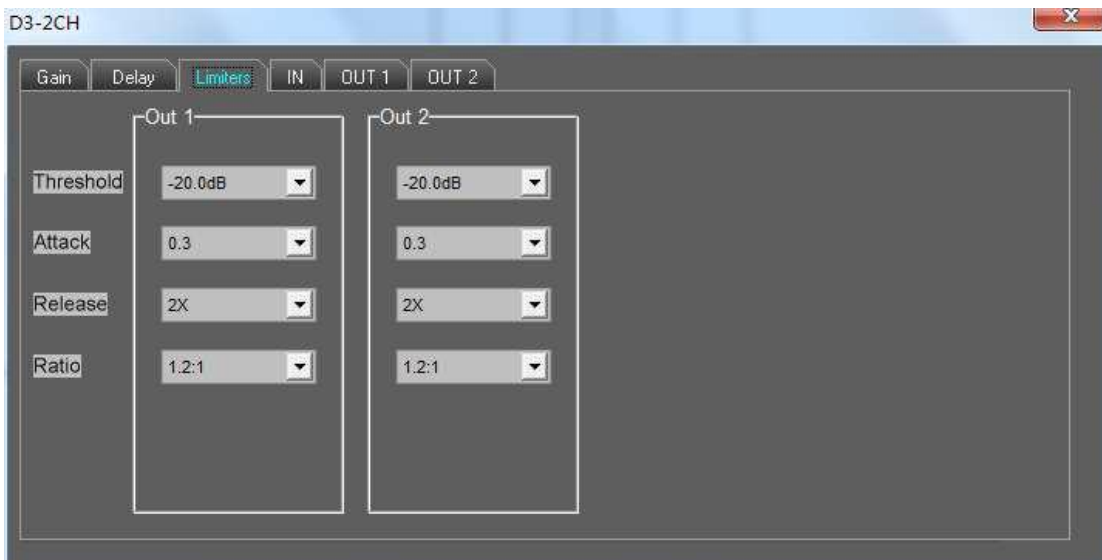
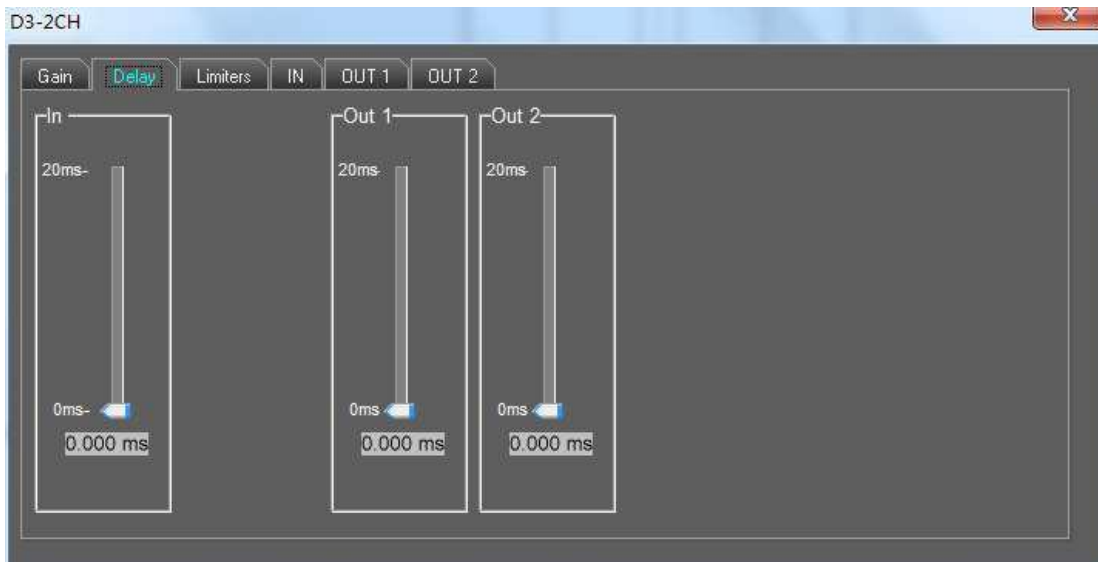
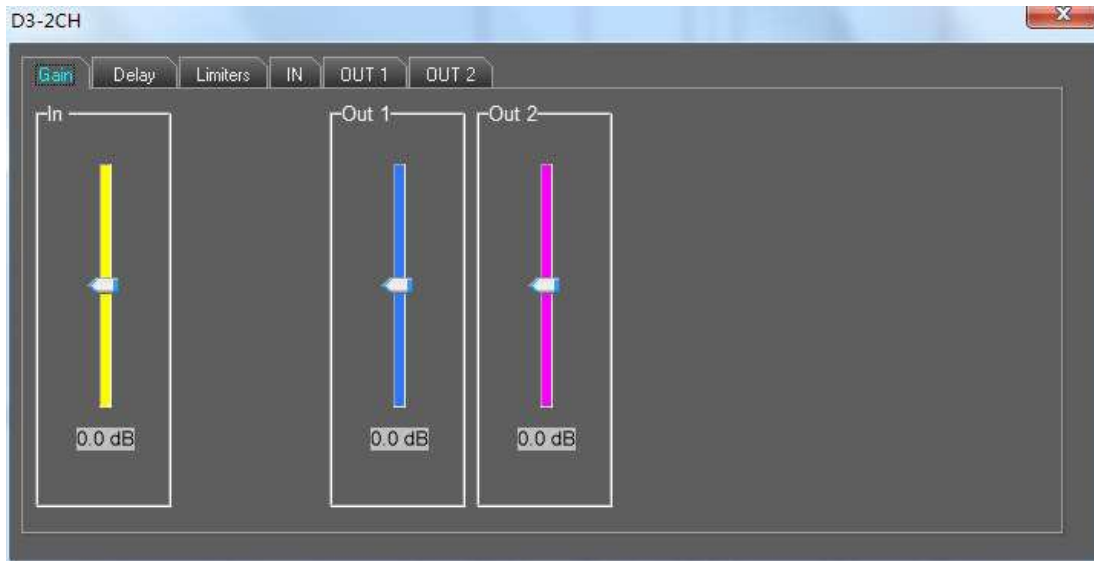
- ID NUMBER**: Points to the Device ID dropdown menu.
- Show or hidden Curve**: Points to the IN checkbox.
- PRESET SAVE OR LOAD**: Points to the Save Preset and Load Preset buttons.
- SAVE OR LOAD 1- GROUP PARAMETER TO PC**: Points to the save 20-group to PC button.
- SAVE OR LOAD 20- GROUP PARAMETER TO PC**: Points to the load 20-group to DV button.

Gain control window details:

- In**: 0.8 dB
- Out 1**: -1.6 dB
- Out 2**: 5.5 dB



PC interface





PC interface

NO.	Frequency	Gain	Q value	Type
1	19.7	0.0	1.0	PEQ
2	51.1	0.0	1.0	PEQ
3	102	0.0	1.0	PEQ
4	198	0.0	1.0	PEQ
5	500	0.0	1.0	PEQ
6	1000	0.0	1.0	PEQ
7	2000	0.0	1.0	PEQ
8	2997	0.0	1.0	PEQ

NO.	Frequency	Gain	Q value	Type
1	19.7	5.4	1.0	PEQ
2	52.6	-2.2	1.0	PEQ
3	105.0	0.6	1.0	PEQ
4	198	-0.8	1.0	PEQ
5	500	0.0	1.0	PEQ
6	1000	5.8	1.0	PEQ
7	2000	0.0	1.0	PEQ
8	2997	0.0	1.0	PEQ

NO.	Frequency	Gain	Q value	Type
1	19.7	0.0	1.0	PEQ
2	51.1	0.0	1.0	PEQ
3	102	0.0	1.0	PEQ
4	198	0.0	1.0	PEQ
5	500	0.0	1.0	PEQ
6	1000	0.0	1.0	PEQ
7	2000	0.0	1.0	PEQ
8	2997	0.0	1.0	PEQ



Specifications

CLASS-D DIGITAL MODULE WITH DSP

SPECIFICATIONS	
ITEM	D3-2CH
8Ω Power	OUT1:1500W + OUT2:1500W
4Ω Power	OUT1:1800W + OUT2:1800W
Frequency Response	20Hz-20KHz ± 1dB
THD+N 1KHz 1W 8Ω	<0.1%
Signal to Noise Ratio 1KHz	>100dB
Channel Separation 1KHz	>80dB
Class	D
Protection	Short,DCP,OVP,UVP,OCP,OTP
Operating Voltage	90V-135V / 180V-265V
Input Sensitivity	0.77V
Input Impedance	20KΩ
DSP Fuction	MUTE,Polarity,Gain,Delay,Limiter,Mixer,EQ,XOver
DSP Control	USB and RS-485
Dimensions(W×H×D)	312×190×120mm
Packing Dimension	350×210×150mm
Net Weight(kg)	4.9
Gross Weight(kg)	5.9